


PRE-SHAAREHOLDING AS ON 31/07/2023

| General information about company | |
|--|-----------------------------|
| Scrip code | NOTLISTED |
| NSE Symbol | NOTLISTED |
| MSEI Symbol | NOTLISTED |
| ISIN | |
| Name of the company | Eulogia Inn Private Limited |
| Whether company is SME | No |
| Class of Security | Equity Shares |
| Type of report | Capital Restructuring |
| Quarter Ended / Half year ended/Date of Report (For Prelisting / Allotment) | 31-07-2023 |
| Date of allotment / extinguishment (in case Capital Restructuring selected) / Listing Date | 31-07-2023 |
| Shareholding pattern filed under | |
| Whether the listed entity is Public Sector Undertaking (PSU)? | No |



| Sr. No. | Particular | Yes/No | Promoter and Promoter Group | Public shareholder | Non Promoter- Non Public |
|---------|--|--------|-----------------------------|--------------------|--------------------------|
| 1 | Whether the Listed Entity has issued any partly paid up shares? | No | No | No | No |
| 2 | Whether the Listed Entity has issued any Convertible Securities ? | No | No | No | No |
| 3 | Whether the Listed Entity has issued any Warrants ? | No | No | No | No |
| 4 | Whether the Listed Entity has any shares against which depository receipts are issued? | No | No | No | No |
| 5 | Whether the Listed Entity has any shares in locked-in? | No | No | No | No |
| 6 | Whether any shares held by promoters are pledge or otherwise encumbered? | No | No | | |
| 7 | Whether company has equity shares with differential voting rights? | No | No | No | No |
| 8 | Whether the listed entity has any significant beneficial owner? | No | | | |




Table I - Summary Statement holding of specified securities

Note : Data will be automatically populated from shareholding pattern sheet - Data Entry Restricted in this sheet

| Note : Data will be automatically populated from shareholding pattern sheet - Data Entry Restricted in this sheet | | | | | | | | | | | | | | | | | | | | | | | |
|---|---------------------------------|-------------------------------|---|---|--|---|--|--|-------------|-------------------------|--|---|---|---|-------------------------------------|------------------|--|--------------------|--|------------------------------|--|--|--|
| Category (I) | Category of shareholder (II) | Nos. Of shareholders (III) | No. of fully paid up equity shares held (IV) | No. Of Partly paid-up equity shares held (V) | No. Of shares underlying Depository Receipts (VI) | Total nos. shares held (VII) = (IV)+(V)+(VI) | Shareholding as a % of total no. of shares (calculated as per SCRR, 1957) (VIII) As a % of (A+B+C2) | Number of Voting Rights held in each class of securities (IX) | | | No. Of Shares Underlying Outstanding convertible securities (X) | No. of Shares Underlying Outstanding Warrants (Xi) | No. Of Shares Underlying Outstanding convertible securities and No. Of Warrants (Xi) (a) | Shareholding, as a % assuming full conversion of convertible securities (as a percentage of diluted share capital) (XI)= (VII)+(X) As a % of (A+B+C2) | Number of Locked in shares (XII) | | Number of Shares pledged or otherwise encumbered (XIII) | | Number of equity shares held in dematerialized form (XIV) | Sub-categorization of shares | | | |
| | | | | | | | | No of Voting (XIV) Rights | | Total as a % of (A+B+C) | | | | | Shareholding (No. of shares) under | | | | | | | | |
| | | | | | | | | Class eg: X | Class eg: Y | | | | | | Total | Sub-category (i) | Sub-category (ii) | Sub-category (iii) | | | | | |
| (A) | Promoter & Promoter Group | 9 | 12000000 | | | 12000000 | 100.00 | 12000000 | | 12000000 | 100.00 | | | | 100.00 | | | | | 0 | | | |
| (B) | Public | | | | | | | | | | | | | | | | | | | | | | |
| (C) | Non Promoter-Non Public | | | | | | | | | | | | | | | | | | | | | | |
| (C1) | Shares underlying DRs | | | | | | | | | | | | | | | | | | | | | | |
| (C2) | Shares held by Employee Trusts | | | | | | | | | | | | | | | | | | | | | | |
| | Total | 9 | 12000000 | | | 12000000 | 100 | 12000000 | | 12000000 | 100.00 | | | | 100 | | | | | 0 | | | |



| Sr. | Category & Name of the Shareholders (I) | Nos. Of shareholders (III) | No. of fully paid up equity shares held (IV) | No. Of Partly paid-up equity shares held (V) | No. Of shares underlying Depository Receipts (VI) | Total nos. shares held (VII) = (IV)+(V)+(VI) | Shareholding as a % of total no. of shares (calculated as per SCRR, 1957) (VIII) As a % of (A+B+C2) | Number of Voting Rights held in each class of securities (IX) | | | No. Of Shares Underlying Outstanding convertible securities (X) | No. of Shares Underlying Outstanding Warrants (Xi) | No. Of Shares Underlying convertible securities and No. Of Warrants (Xi) (a) | Shareholding, as a % assuming full conversion of convertible securities (as a percentage of diluted share capital) (XI)= (VII)+(X) As a % of (A+B+C2) | Number of Locked in shares (XII) | | Number of Shares pledged or otherwise encumbered (XIII) | | Number of equity shares held in dematerialized form (XIV) | Sub-categorization of shares | | | |
|-----|---|----------------------------|--|--|---|--|--|---|-------------|-------|---|--|--|---|-------------------------------------|---------|---|---------|---|---------------------------------|------------------------------------|-------------------|--------------------|
| | | | | | | | | | | | | | | | Total as a % of Total Voting rights | No. (a) | As a % of total Shares held (b) | No. (a) | | As a % of total Shares held (b) | Shareholding (No. of shares) under | | |
| | | | | | | | | Class eg: X | Class eg: Y | Total | | | | | | | | | | | Sub-category (i) | Sub-category (ii) | Sub-category (iii) |
| | | | | | | | | | | | | | | | | | | | | | | | |

A Table II - Statement showing shareholding pattern of the Promoter and Promoter Group


| | | | | | | | | | | | | | | | | | | | | | | |
|--|----------|-----------------|--|--|-----------------|---------------|-----------------|--|-----------------|---------------|--|--|--|---------------|--|--|--|--|--|--|--|----------|
| (1) Indian | 7 | 11999950 | | | 11999950 | 100.00 | 11999950 | | 11999950 | 100.00 | | | | 100.00 | | | | | | | | 0 |
| (a) Individuals/Hindu undivided Family | | | | | | | | | | | | | | | | | | | | | | |
| (b) Central Government/ State Government(s) | | | | | | | | | | | | | | | | | | | | | | |
| (c) Financial Institutions/ Banks | | | | | | | | | | | | | | | | | | | | | | |
| (d) Any Other (specify) | | | | | | | | | | | | | | | | | | | | | | |
| Sub-Total (A)(1) | 7 | 11999950 | | | 11999950 | 100.00 | 11999950 | | 11999950 | 100.00 | | | | 100.00 | | | | | | | | 0 |
| (2) Foreign | | | | | | | | | | | | | | | | | | | | | | |
| (a) Individuals (NonResident Individuals/ Foreign Individuals) | 2 | 50 | | | 50 | 0.00 | | | 50 | 0.00 | | | | 0.00 | | | | | | | | 0 |
| (b) Government | | | | | | | | | | | | | | | | | | | | | | |
| (c) Institutions | | | | | | | | | | | | | | | | | | | | | | |
| (d) Foreign Portfolio Investor | | | | | | | | | | | | | | | | | | | | | | |
| (e) Any Other (specify) | | | | | | | | | | | | | | | | | | | | | | |
| Sub-Total (A)(2) | 2 | 50 | | | 50 | 0.00 | 50 | | 50 | 0.00 | | | | 0.00 | | | | | | | | 0 |
| Total Shareholding of Promoter and Promoter Group | 9 | 12000000 | | | 12000000 | 100.00 | 12000000 | | 12000000 | 100.00 | | | | 100.00 | | | | | | | | 0 |

Details of Shares which remain unclaimed for Promoter & Promoter Group

| | | | | | | | | | | | | | | | | | | | | | |
|--|--|--|--|--|--|--|--|--|--|--|--|--|--|--|--|--|--|--|--|--|--|
| B Table III - Statement showing shareholding pattern of the Public shareholder | | | | | | | | | | | | | | | | | | | | | |
| Note : Kindly show details of shareholders having more than one percentage of total no of shares. Please refer software manual. | | | | | | | | | | | | | | | | | | | | | |
| (1) Institutions (Domestic) | | | | | | | | | | | | | | | | | | | | | |
| (a) Mutual Funds | | | | | | | | | | | | | | | | | | | | | |
| (b) Venture Capital Funds | | | | | | | | | | | | | | | | | | | | | |
| (c) Alternate Investment Funds | | | | | | | | | | | | | | | | | | | | | |
| (d) Banks | | | | | | | | | | | | | | | | | | | | | |
| (e) Insurance Companies | | | | | | | | | | | | | | | | | | | | | |
| (f) Provident Funds/ Pension Funds | | | | | | | | | | | | | | | | | | | | | |
| (g) Asset reconstruction companies | | | | | | | | | | | | | | | | | | | | | |
| (h) Sovereign Wealth Funds | | | | | | | | | | | | | | | | | | | | | |
| (i) NBFCs registered with RBI | | | | | | | | | | | | | | | | | | | | | |
| (j) Other Financial Institutions | | | | | | | | | | | | | | | | | | | | | |
| (k) Any Other (specify) | | | | | | | | | | | | | | | | | | | | | |
| Sub-Total (B)(1) | | | | | | | | | | | | | | | | | | | | | |
| (2) Institutions (Foreign) | | | | | | | | | | | | | | | | | | | | | |




| Sr. | Category & Name of the Shareholders (I) | Nos. Of shareholders (III) | No. of fully paid up equity shares held (IV) | No. Of Partly paid-up equity shares held (V) | No. Of shares underlying Depository Receipts (VI) | Total nos. shares held (VII) = (IV)+(V)+(VI) | Shareholding as a % of total no. of shares (calculated as per SCRR, 1957) (VIII) As a % of (A+B+C2) | Number of Voting Rights held in each class of securities (IX) | | | No. Of Shares Underlying Outstanding convertible securities (X) | No. of Shares Underlying Outstanding Warrants (Xi) | No. Of Shares Underlying convertible securities and No. Of Warrants (Xi) (a) | Shareholding, as a % assuming full conversion of convertible securities (as a percentage of diluted share capital) (XI)= (VII)+(X) As a % of (A+B+C2) | Number of Locked in shares (XII) | | Number of Shares pledged or otherwise encumbered (XIII) | | Number of equity shares held in dematerialized form (XIV) | Sub-categorization of shares | | | |
|--|---|----------------------------|--|--|---|--|--|---|-------------|-------|---|--|--|--|-------------------------------------|---------|---|---------|---|---------------------------------|------------------------------------|-------------------|--------------------|
| | | | | | | | | No of Voting (XIV) Rights | | | | | | | Total as a % of Total Voting rights | No. (a) | As a % of total Shares held (b) | No. (a) | | As a % of total Shares held (b) | Shareholding (No. of shares) under | | |
| | | | | | | | | Class eg: X | Class eg: Y | Total | | | | | | | | | | | Sub-category (i) | Sub-category (ii) | Sub-category (iii) |
| (a) | Foreign Direct Investment | | | | | | | | | | | | | | | | | | | | | | |
| (b) | Foreign Venture Capital Investors | | | | | | | | | | | | | | | | | | | | | | |
| (c) | Sovereign Wealth Funds | | | | | | | | | | | | | | | | | | | | | | |
| (d) | Foreign Portfolio Investors Category I | | | | | | | | | | | | | | | | | | | | | | |
| (e) | Foreign Portfolio Investors Category II | | | | | | | | | | | | | | | | | | | | | | |
| (f) | Overseas Depositories (holding DRs) (balancing figure) | | | | | | | | | | | | | | | | | | | | | | |
| (g) | Any Other (specify) | | | | | | | | | | | | | | | | | | | | | | |
| Sub-Total (B)(2) | | | | | | | | | | | | | | | | | | | | | | | |
| [3] Central Government / State Government(s) | | | | | | | | | | | | | | | | | | | | | | | |
| (a) | Central Government / President of India | | | | | | | | | | | | | | | | | | | | | | |
| (b) | State Government / Governor | | | | | | | | | | | | | | | | | | | | | | |
| (c) | Shareholding by Companies or Bodies Corporate where Central / State Government is a promoter | | | | | | | | | | | | | | | | | | | | | | |
| Sub-Total (B)(3) | | | | | | | | | | | | | | | | | | | | | | | |
| [4] Non-institutions | | | | | | | | | | | | | | | | | | | | | | | |
| (a) | Associate companies / Subsidiaries | | | | | | | | | | | | | | | | | | | | | | |
| (b) | Directors and their relatives (excluding independent directors and nominee directors) | | | | | | | | | | | | | | | | | | | | | | |
| (c) | Key Managerial Personnel | | | | | | | | | | | | | | | | | | | | | | |
| (d) | Relatives of promoters (other than 'immediate relatives' of promoters disclosed under 'Promoter and Promoter Group' category) | | | | | | | | | | | | | | | | | | | | | | |
| (e) | Trusts where any person belonging to 'Promoter and Promoter Group' category is 'trustee', 'beneficiary', or 'author of the trust' | | | | | | | | | | | | | | | | | | | | | | |
| (f) | Investor Education and Protection Fund (IEPF) | | | | | | | | | | | | | | | | | | | | | | |
| (g) | Resident Individuals holding nominal share capital up to Rs. 2 lakhs | | | | | | | | | | | | | | | | | | | | | | |
| (h) | Resident Individuals holding nominal share capital in excess of Rs. 2 lakhs | | | | | | | | | | | | | | | | | | | | | | |
| (i) | Non Resident Indians (NRIs) | | | | | | | | | | | | | | | | | | | | | | |
| (j) | Foreign Nationals | | | | | | | | | | | | | | | | | | | | | | |




Handwritten signature/initials

| Sr. | Category & Name of the Shareholders (I) | Nos. Of shareholders (III) | No. of fully paid up equity shares held (IV) | No. Of Partly paid-up equity shares held (V) | No. Of shares underlying Depository Receipts (VI) | Total nos. shares held (VII) = (IV)+(V)+(VI) | Shareholding as a % of total no. of shares (calculated as per SCRR, 1957) (VIII) As a % of (A+B+C2) | Number of Voting Rights held in each class of securities (IX) | | | | No. Of Shares Underlying Outstanding Warrants (Xi) | No. Of Shares Underlying convertible securities and No. Of Warrants (Xi) (a) | Shareholding, as a % assuming full conversion of convertible securities (as a percentage of diluted share capital) (XI)= (VII)+(X) As a % of (A+B+C2) | Number of Locked in shares (XII) | | Number of Shares pledged or otherwise encumbered (XIII) | | Number of equity shares held in dematerialized form (XIV) | Sub-categorization of shares | | |
|---|---|----------------------------|--|--|---|--|--|---|-------------|----------|-------------------------------------|--|--|---|----------------------------------|---------------------------------|---|---------------------------------|---|------------------------------------|-------------------|--------------------|
| | | | | | | | | No of Voting (XIV) Rights | | | Total as a % of Total Voting rights | | | | No. (a) | As a % of total Shares held (b) | No. (a) | As a % of total Shares held (b) | | Shareholding (No. of shares) under | | |
| | | | | | | | | Class eg: X | Class eg: y | Total | | | | | | | | | | Sub-category (i) | Sub-category (ii) | Sub-category (iii) |
| | | | | | | | | | | | | | | | | | | | | | | |
| (k) | Foreign Companies | | | | | | | | | | | | | | | | | | | | | |
| (l) | Bodies Corporate | | | | | | | | | | | | | | | | | | | | | |
| (m) | Any Other (specify) | | | | | | | | | | | | | | | | | | | | | |
| Sub-Total (B)(4) | | | | | | | | | | | | | | | | | | | | | | |
| Total Public Shareholding (B)=(B)(1)+(B)(2)+(B)(3)+(B)(4) | | | | | | | | | | | | | | | | | | | | | | |
| Details of the shareholders acting as persons in Concert for Public | | | | | | | | | | | | | | | | | | | | | | |
| Details of Shares which remain unclaimed for Public | | | | | | | | | | | | | | | | | | | | | | |
| C Table IV - Statement showing shareholding pattern of the Non Promoter- Non Public shareholder | | | | | | | | | | | | | | | | | | | | | | |
| (1) | Custodian/DR Holder - Name of DR Holders (If Available) | | | | | | | | | | | | | | | | | | | | | |
| (2) | Employee Benefit Trust / Employee Welfare Trust under SEBI (Share Based Employee Benefits and Sweat Equity) Regulations, 2021 | | | | | | | | | | | | | | | | | | | | | |
| Total NonPromoter- Non Public Shareholding | | | | | | | | | | | | | | | | | | | | | | |
| Total (A+B+C2) | | 9 | 12000000 | | | 12000000 | 100.00 | 12000000 | | 12000000 | 100.00 | | 100.00 | | | | | | 0 | 0 | 0 | 0 |
| Total (A+B+C) | | 9 | 12000000 | | | 12000000 | 100.00 | 12000000 | | 12000000 | 100.00 | | 100.00 | | | | | | 0 | 0 | 0 | 0 |



| Searial No. | Name of the Shareholders (I) | PAN (II) | No. of fully paid up equity shares held (IV) | No. Of Partly paid-up equity shares held (V) | No. Of shares underlying Depository Receipts (VI) | Total nos. shares held (VII) = (IV)+(V)+(VI) | Sharehold ing as a % of total no. of shares (calculate d as per SCRR, 1957) (VIII) As a % of (A+B+C2) | Number of Voting Rights held in each class of securities (IX) | | | No. of Shares Underly ing Outsta nding convert ible securiti es (X) | No. of Shares Underlyin g Outstandi ng Warrants (Xi) | No. Of Shares Underlyin g Outstandi ng convertible securities and No. Of Warrants (Xi) (a) | Sharehold ing , as a % assuming full conversio n of convertibl e securities (as a percentag e of diluted share capital) (XI)= (VII)+(XI)(a) As a % of (A+B+C2) | Number of Locked in shares (XII) | | Number of Shares pledged or otherwise encumbered (XIII) | | Number of equity shares held in demateria lized form (XIV) | Reason for not providi ng PAN | Shareholder type | |
|-------------|------------------------------------|------------|--|--|---|--|---|---|------------|--------|---|--|--|---|-------------------------------------|---------|---|---------|--|-------------------------------|------------------|---------------------------------|
| | | | | | | | | No of Voting (XIV) Rights | | | | | | | Total as a % of Total Voting rights | No. (a) | As a % of total Shares held (b) | No. (a) | | | | As a % of total Shares held (b) |
| | | | | | | | | Class eg:X | Class eg:y | Total | | | | | | | | | | | | |
| A1(a) | Individuals/Hindu undivided Family | | | | | | | | | | | | | | | | | | | | | |
| 1 | AlpeshkumarPurshottambhai Patel | ACSPP9592J | 5399850 | | | 5399850 | 45.00 | 5399850 | 5399850 | 45.00 | | | 45.00 | | | | | | 0 | | Promoter | |
| 2 | DharmendrabhaiPurshottambhai Patel | AGDPP2342M | 5400000 | | | 5400000 | 45.00 | 5400000 | 5400000 | 45.00 | | | 45.00 | | | | | | 0 | | Promoter | |
| 3 | Tirth Rajnikant Patel | DDBPP6726F | 1200000 | | | 1200000 | 10.00 | 1200000 | 1200000 | 10.00 | | | 10.00 | | | | | | 0 | | Promoter | |
| 4 | Hiteshkumar Rasiklal Shah | ACYPS6179E | 25 | | | 25 | 0.00 | 25 | 25 | 0.00 | | | 0.00 | | | | | | 0 | | Promoter | |
| 5 | Ketan Rasiklal Shah | AFGPS3569B | 25 | | | 25 | 0.00 | 25 | 25 | 0.00 | | | 0.00 | | | | | | 0 | | Promoter | |
| 6 | Shrenik Rasiklal Shah | AFQPS1634H | 25 | | | 25 | 0.00 | 25 | 25 | 0.00 | | | 0.00 | | | | | | 0 | | Promoter | |
| 7 | Shrikesh Prabhulal Mehta | AHYPM0941P | 25 | | | 25 | 0.00 | 25.00 | 25 | 0.00 | | | 0.00 | | | | | | 0 | | Promoter | |
| | | Total | 11999950 | | | 11999950 | 100.00 | 11999950 | 11999950 | 100.00 | | | 100.00 | | | | | | 0 | | | |



| Searial No. | Name of the Shareholders (I) | PAN (II) | No. of fully paid up equity shares held (IV) | No. Of Partly paid-up equity shares held (V) | No. Of shares underlying Depository Receipts (VI) | Total nos. shares held (VII) = (IV)+(V)+(VI) | Shareholding as a % of total no. of shares (calculated as per SCRR, 1957) (VIII) As a % of (A+B+C2) | Number of Voting Rights held in each class of securities (IX) | | | | No. Of Shares Underlying Outstanding convertible securities (X) | No. of Shares Underlying Outstanding Warrants (Xi) | No. Of Shares Underlying convertible securities and No. Of Warrants (Xi) (a) | Shareholding, as a % assuming full conversion of convertible securities (as a percentage of diluted share capital) (XI)= (VII)+(X) As a % of (A+B+C2) | Number of Locked in shares (XII) | | Number of Shares pledged or otherwise encumbered (XIII) | | Number of equity shares held in dematerialized form (XIV) | Reason for not providing PAN | Shareholder type |
|-------------|--|------------|--|--|---|--|---|---|-------------|-------|-------------------------------------|---|--|--|---|----------------------------------|---------------------------------|---|---------------------------------|---|------------------------------|------------------|
| | | | | | | | | No of Voting (XIV) Rights | | | Total as a % of Total Voting rights | | | | | No. (a) | As a % of total Shares held (b) | No. (a) | As a % of total Shares held (b) | | | |
| | | | | | | | | Class eg: X | Class eg: Y | Total | | | | | | | | | | | | |
| A2(a) | Individuals (NonResident Individuals/ Foreign Individuals) | | | | | | | | | | | | | | | | | | | | | |
| 1 | Rajesh Khandubhai Patel | AUNPP2770K | 25 | | | 25 | 0.00 | 25.00 | | 25.00 | 0.00 | | | | 0.00 | | | | | 0 | | Promoter |
| 2 | Jayeshbhai Ishwarlal Patel | AQGPP1731P | 25 | | | 25 | 0.00 | 25.00 | | 25.00 | 0.00 | | | | 0.00 | | | | | 0 | | Promoter |
| Total | | | 50 | | | 50 | 0.00 | 50.00 | | 50.00 | 0.00 | | | | 0.00 | | | | | 0 | | |



Table VI - Statement showing foreign ownership limits

| Particular | Approved limits (%) | Limits utilized (%) |
|---------------------------------------|---------------------|---------------------|
| As on shareholding date | 100.00 | 0.00 |
| As on the end of previous 1st quarter | 100.00 | 0.00 |
| As on the end of previous 2nd quarter | 100.00 | 0.00 |
| As on the end of previous 3rd quarter | 100.00 | 0.00 |
| As on the end of previous 4th quarter | 100.00 | 0.00 |

Notes :-

1) "Approved Limits (%)" means the limit approved by Board of Directors / shareholders of the Listed entity. In case the listed entity has no Board approved limit, provide details of sectoral / statutory cap prescribed by Government / Regulatory Authorities

2) Details of Foreign ownership includes foreign ownership / investments as specified in Rule 2(s) of the Foreign Exchange Management (Non-debt Instruments) Rules, 2019, made under the Foreign Exchange Management Act, 1999.

